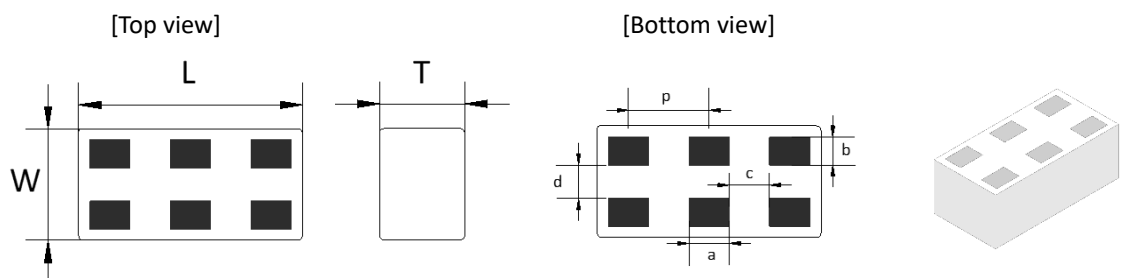


SPECIFICATION

REF. :

PROD NAME.	Multilayer Band Pass Filter	ABC'S DWG NO.		LGBF10057125A01RGB-□□□	
		REV.	20260305-A	PAGE	1

I. Configuration and dimensions :



Unit : mm

L		W		T
1.0±0.05		0.50±0.05		0.38max
a	b	c	d	p
0.18±0.05	0.125±0.05	0.18±0.05	0.15±0.05	0.36±0.05

II. Application & Materials :

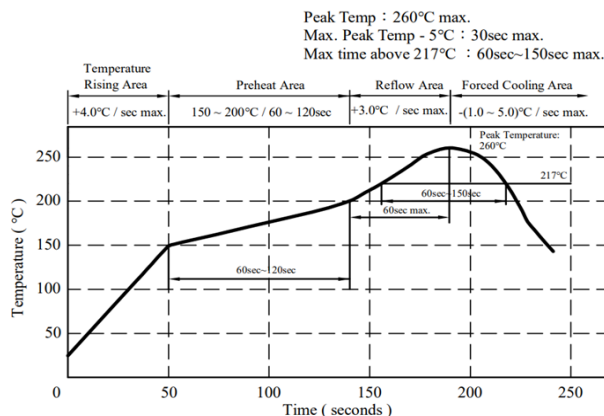
- a. For 5150-7125 MHz
- b. Body : Ceramic
- c. Internal conductor : Silver
- d. Terminal electrode : Ag / Ni / Sn
- e. Products comply with RoHS' requirements
- f. Halogen free

III. General specification :

- a. Operating Temp : -40~85°C
- b. Resistance to soldering heat :

Solder temp. : 260°C

Dip time :10 sec max



SPECIFICATION

REF. :

PROD NAME.	Multilayer Band Pass Filter	ABC'S DWG NO.		LGBF10057125A01RGB-□□□	
		REV.	20260305-A	PAGE	2

IV. Electrical characteristics :

Item	Frequency Range (MHz)	Min.	Max.	Typ.
Insertion Loss (dB)	5150~7125	-	1.8	
Return Loss (dB)	5150~7125	10	-	
Attenuation (dB)	1000~2370	40	-	
	2370~2690	40	-	
	3300~3800	40	-	
	3800~4200	25	-	
	9600~9800	35	-	
	10300~11850	35	-	
	11850~14250	25	-	
	15450~21750	18	-	
Characteristic Impedance		50 Ω		

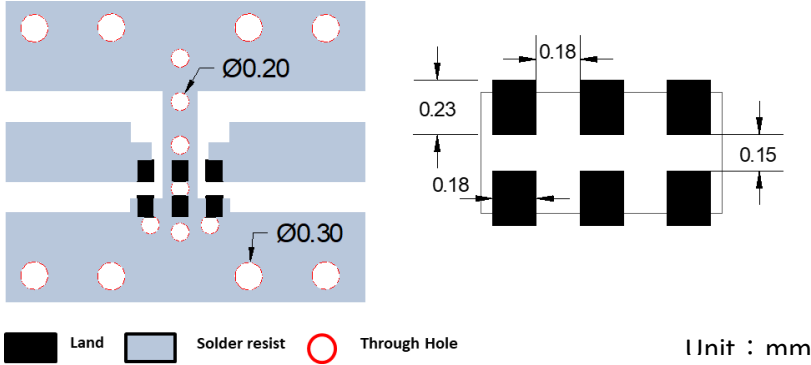
AR-001C

SPECIFICATION

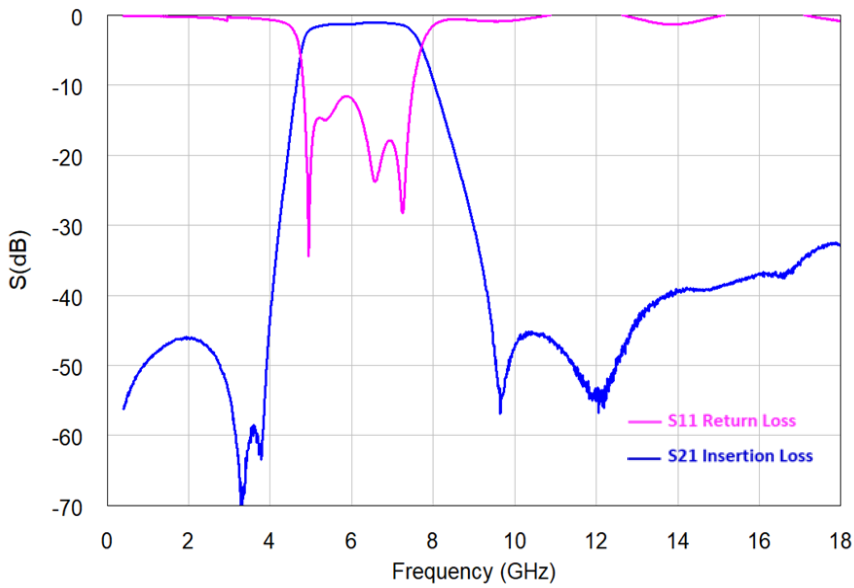
REF. :

PROD NAME.	Multilayer Band Pass Filter	ABC'S DWG NO.		LGBF10057125A01RGB-□□□	
		REV.	20260305-A	PAGE	3

V. RECOMMENDED LAND PATTERN :

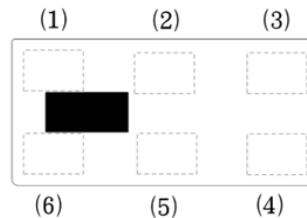


VI. ELECTRICAL CHARACTERISTICS (Temperature =25°C)



[Top view]

Terminal Configuration			
NO.	Terminal Name	NO.	Terminal Name
(1)	IN	(4)	GND
(2)	GND	(5)	GND
(3)	OUT	(6)	GND



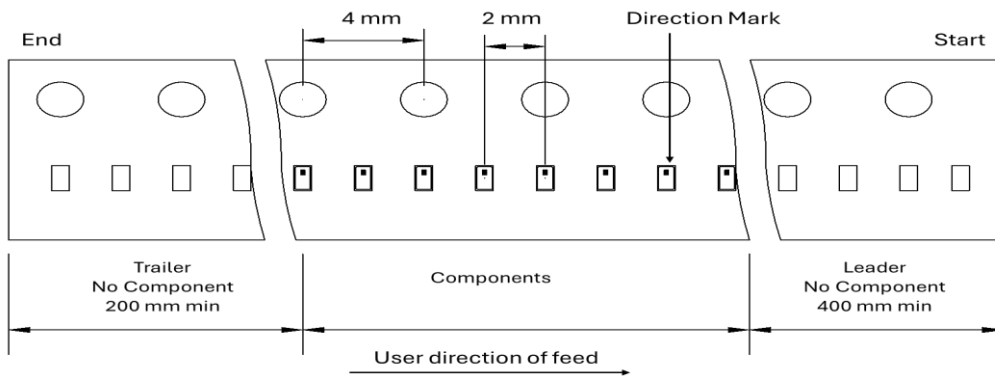
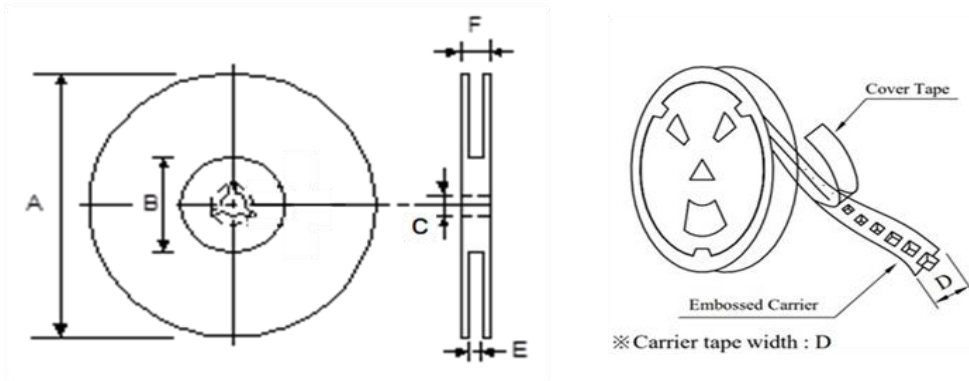
SPECIFICATION

REF. :

PROD NAME.	Multilayer Band Pass Filter	ABC'S DWG NO.		LGBF10057125A01RGB-□□□	
		REV.	20260305-A	PAGE	4

VII. Packaging information :

(1) Configuration



(2) Dimensions

Unit : mm

Style	A	B	C	D	E	F
07-08	178	60	13	8	9.5	12

(3) Q'TY & G.W. Per package

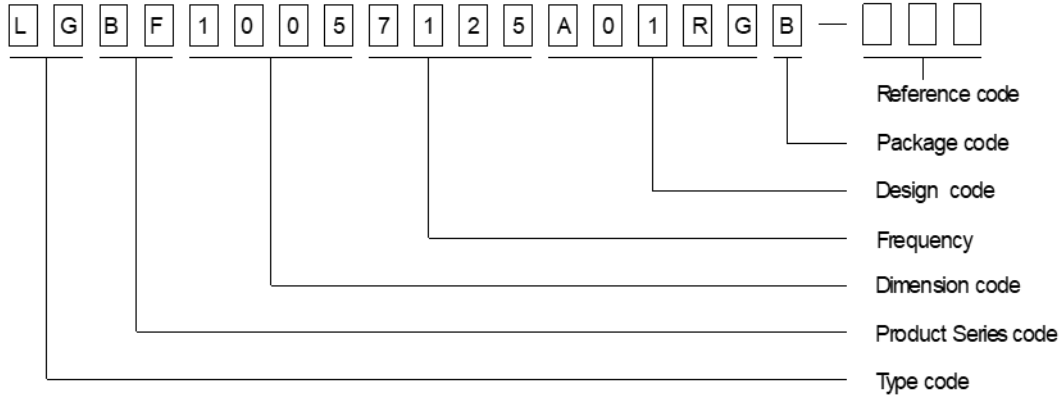
Code	Inner : Reel		
	Q'TY (pcs)	G.W.(g)	Style
B	10,000	101.6	07-08

SPECIFICATION

REF. :

PROD NAME.	Multilayer Band Pass Filter	ABC'S DWG NO.		LGBF10057125A01RGB-□□□	
		REV.	20260305-A	PAGE	5

VIII. Drawing number expression :



Appendix code 2: Package Information

Code	Inner package	Cover tape	Carrier tape	Bag
B	T /R (Reel package)	Heat seal	Paper	Antistatic

Reliability Test Number: RTS No.0034